


E&C PRECAST COLORS


Color adds value. This color chart represents approximate shades of integral concrete color. The addition of color can make a product stand out or blend in. Some benefits include uniformity, durability, chip resistance and strength.

Like all natural materials variation is normal and actual job-site results may differ. Most variation are slight and enhance the concrete's natural appeal.

Contact us for more information at 303.791.7571



Natural Gray



Mesquite Taupe



Taos Taupe



Winter White




Cream




Limestone




Light Buff




Dark Buff



Canyon Tan




Sombrero Tan




Terra Cotta Red




Salmon Red




Flagstone Brown




Rustic Brown




Smokey Plum



Charcoal



Ocean Sand
(polished)



Super White
(polished)